

HIGHLIGHTS OF

# 2022

MINISTRY YEAR SEPT 1, 2021 - AUG 31, 2022

NEXT-GEN

## KIDS

**1,013** kids attended Sundays Kids Ministry

**236** volunteers served on Sundays

**155** kids attended Summer Camp



Menlo Kids encourages children from 3 years old to 5th grade to bring an offering as part of our worship. We have a “Giving Box” available in every classroom and encourage kids to place coins they bring for an offering into the box during singing time. We also tell kids that the offerings they bring to Menlo Kids specifically go to meet the needs of two kids from Peru that Menlo Church supports through the ministry of Compassion International. We show them photos of the two kids, Jeremy (9) and Lesly (7), and give them updates from Compassion International whenever they are available. This is just one example of how our kids ministry walks alongside our children to model an attitude of thanksgiving and worship.

While our Kids ministry supports Jeremy and Lesly, our church family supports other children through Compassion International. Our congregation currently supports over 1,000 children in Peru, Brazil, and the Dominican Republic.

NEXT-GEN

STUDENTS

40 STUDENTS

from all five campuses went to Fairbanks, Alaska to partner with an organization that focuses on troubled youth and an organization that works alongside a local school. This was the first mission trip Menlo Church has been able to take since before the pandemic

80 attended Middle School Camp

80 attended our first ever all-campus worship event





GROUPS + DISCIPLESHIP

**200** people participated in Life Groups

**51** staff and volunteers attended Starting Point online, which is a time for congregants to learn about the church and find their place in the community

**445** people participated in **21** Menlo Labs

**141** people, including leaders, participated in **17** book clubs

**139** staff and volunteers attended our Fall Spiritual Retreat in Mount Hermon



DISASTER RELIEF

**\$304K** received as a Special Offering for Ukraine

**\$315K** distributed to help with immediate relief efforts, including food, shelter, safety, clothing, and medicine

**\$247K** received as an Easter Offering

**\$250K** distributed to help refugees from Afghanistan and Ukraine

**\$25K** delivered to our partners in the Philippines for Typhoon Rai relief

**\$20K** went to help Midwesterners impacted by the tornadoes

**56** bins of supplies **110** blankets **34** duffels were collected for people impacted by the Caldor Fire



LOCAL SUPPORT

**1,561** visits to the San Jose campus food pantry

**1,067** visits to the Mountain View campus food pantry

RUN FOR HOPE

**1,835** people participated in the Run For Hope Virtual 5K to raise money for and support local first responders

**\$150K** donation was distributed to Bay Area medical, fire, and police first responder organizations

One police chief said that he knows most officers are not comfortable with being the focus of celebrations. However, he added, “it’s a tremendous feeling to know and feel this kind of support. It’s been a very difficult number of years, and many are running on empty. To have a community celebrate our role as public servants is very much appreciated.”

**370** backpacks filled with supplies were collected across all campuses during our annual Back Pack Drive

**990** volunteers packaged over **180K** meals at this year’s Summer Serve Your City events

**29** Members in Mission were supported

**32** Local Partners were directly supported



CARE + SUPPORT

**35** active Stephen Ministers and  
**12** newly trained congregants offered one-on-one support as Stephen Ministers

**54** people used the support of a Stephen Minister

**690** prayer requests were made each week

**18** couples were mentored and  
**22** mentor couples served in Premarital Mentoring ministry

**97** people attend support groups, including Grief Support, Divorce/Relationship Support, Men's Purity, Codependency Support, Fertility Support, and Cancer Support groups



When Menlo congregant Jane discovered her 20-year old daughter was diagnosed with Bipolar Disorder, her world went into a tailspin. She felt isolated by the stigma of mental health issues but thankfully had the courage to look for support. That's when she found HELP, our mental health support group. Eating, talking, and praying in a community of both caregivers and those grappling with mental health issues, Jane found the strength, support, acceptance, and love she needed to cope. After some years, when the HELP leaders retired, Jane's love for the community encouraged her to step in to coordinate the ministry herself, leading the meeting each week.

WEEKENDS

### CHRISTMAS ATTENDANCE 2021

**2,458** in-person

**2,211** online

### EASTER ATTENDANCE 2022

MAUNDY THURSDAY, GOOD FRIDAY AND EASTER SUNDAY

**3,970** in-person

**3,326** online





PODCASTS

### /// MENLO MEDITATIONS

This seasonal podcast, which features two minutes of scripture and prayer, had one season, during Advent.

**5,200** downloads, including in the U.S., Philippines, Hungary, New Zealand, India, Canada, and Australia

### /// SERMON AND MENLO MIDWEEK

Menlo Midweek, which includes behind-the-scenes stories and insights from the speaker, launched in September 2021.

**30K** downloads per week, including from the U.S., United Kingdom, Canada, Australia, Germany, South Africa, and Sweden

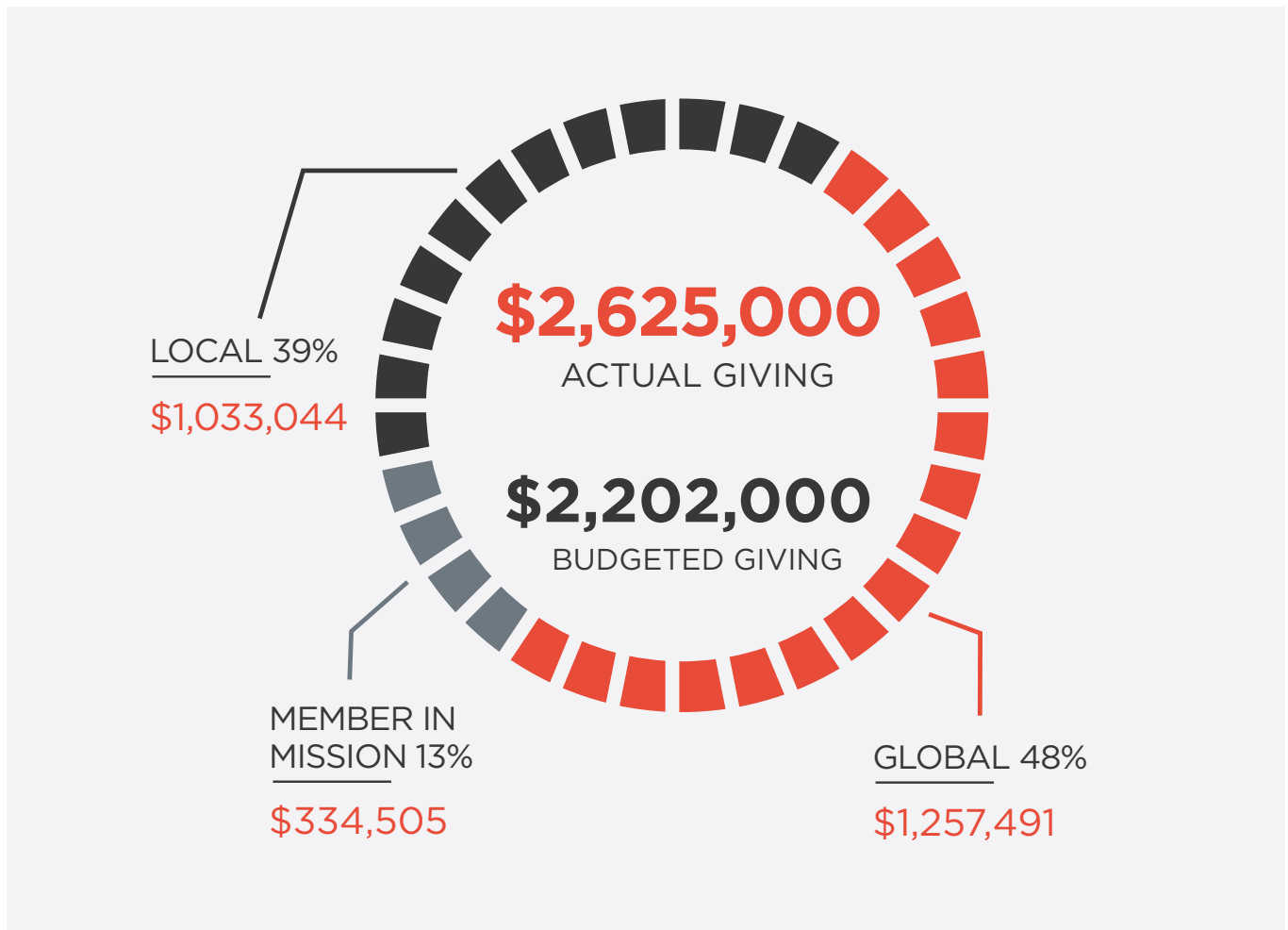




FINANCIALS

# MISSIONS GIVING

## 2022



# FINANCIAL HIGHLIGHTS

## 2022

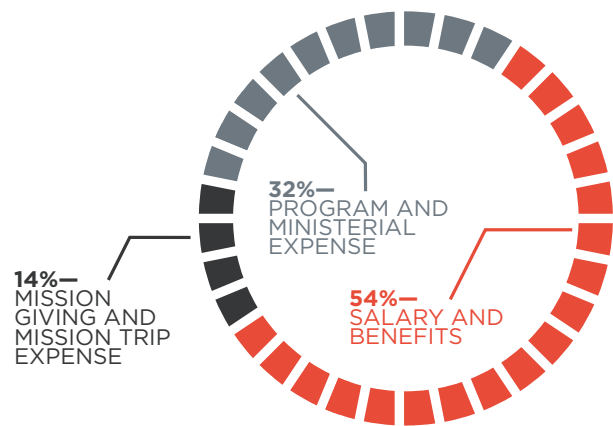
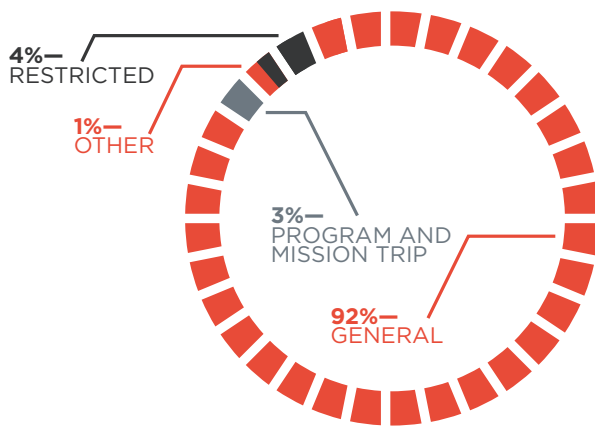
AUDITED, YEAR ENDING  
AUGUST 31, 2022 • GAAP FORMAT

### 2022 CONTRIBUTION BY TYPE:

General Offerings	\$17,593,000
Program and Mission Trip Income	\$639,000
Other Income	\$261,000
Restricted Income	\$706,000
<b>SUBTOTAL</b>	<b>\$19,199,000</b>
Loss on Investments	\$1,409,000
<b>TOTAL</b>	<b>\$17,790,000</b>

### 2022 EXPENSE SUMMARY:

Salary and Benefits	\$10,387,000
Program and Ministerial Expenses	\$5,990,000
Mission Giving and Mission Trip Expense	\$2,625,000
<b>SUBTOTAL CASH EXPENSES</b>	<b>\$19,002,000</b>
Depreciation (non-cash expense)	\$3,682,000
<b>TOTAL</b>	<b>\$22,684,000</b>



### GENERAL OFFERINGS BY LOCATION:

Menlo Park	\$8,006,085	45.5%
Mountain View	\$5,579,293	31.7%
San Mateo	\$2,051,608	11.7%
San Jose	\$540,421	3.1%
Saratoga	\$964,049	5.5%
South City	\$254,925	1.4%
Online	\$196,619	1.1%
<b>TOTAL</b>	<b>\$17,593,000</b>	



# BUDGET 2023

BUDGET  
REPRESENTS  
UNRESTRICTED  
INCOME AND  
EXPENSES.

## 2023 FISCAL YEAR INCOME BUDGET:

<i>INCOME</i>	<i>2023 BUDGET</i>
General Offerings	\$16,500,000
Program and Mission Trip Income	\$334,000
Other Income	\$650,000
Projected Gain On Investments	\$200,000
<b>TOTAL CASH INCOME</b>	<b>\$17,684,000</b>

## 2023 FISCAL YEAR EXPENSE BUDGET:

<i>EXPENSE</i>	<i>2023 BUDGET</i>
Salary and Benefits	\$10,622,000
Program and Ministerial Expenses	\$5,865,000
Mission Giving and Mission Trip Expense	\$1,900,000
<b>TOTAL EXPENSES</b>	<b>\$18,387,000</b>

# YOU THANK YOU

FOR ALL THE WAYS YOU MAKE  
MENLO CHURCH A PLACE WHERE

**EVERYONE'S WELCOME,  
NOBODY'S PERFECT,  
AND ANYTHING'S POSSIBLE.**

